





E-Move

This atypical model is definitively aimed to fanciers of performance and sensations. Its exclusive concept relies on three main innovations :




-  1 160 g x 2
-  45 → 120 kg
-  34 → 47

dunhill red

SNS60.7.33

ERGONOMIC FRAME

Asymmetrical frame to guarantee a uniform repartition of the pressure. The shape of our feet corresponds to the repartition of our body-weight on our feet. We have adapted the shape of the snowshoes to this essential element to ensure an even repartition of the body's weight on the snowshoe. Comfort and safety are improved.



NATURAL STEP

This double articulated joint enables the foot to roll-out naturally. The snowshoe is being pulled instead of lifted, it feels a lot lighter.



SLOPE ANGLE REGULATOR

The laterally rotating central plate compensates the hill inclination. It tends towards the horizontal and supports a flat foot stance even during hill crossings. This ergonomical walking is joint friendly and gives a safe feeling.



Auto Gliding System



Ergonomic Frame



Natural Step



Soft Pad